




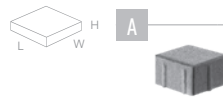
INDUSTRIA 150 SERIES

DESCRIPTION: Paver **TEXTURE:** HD² Smooth or HD² Granitex

PALLET OVERVIEW - 150x150



Specifications per pallet		Imperial	Metric
150x150	Cubing	71.20 ft²	6.62 m ²
	Approx. Weight	3 357 lbs	1 523 kg
	Number of rows	7	
	Coverage per row	10.17 ft ²	0.95 m ²
	Linear coverage per row	20.67 lin. ft	6.30 lin. m



Unit dimensions	in	mm	Units/pallet
Height	3 15/16	100	294 units
Width	5 7/8	150	
Length	5 7/8	150	

NOTES


See page 54 to 56 for more technical information.

See page 21 for more information about applications.

All 150 Series items are on order only.
Minimum order required: 2,000 sq. ft.
Deposit required


01 | Linear pattern

100% - 150x150



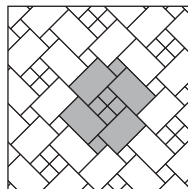
02 | Linear pattern

100% - 150x150



24 | Modular pattern


80% - 450x300 | 20% - 150x150



Patterns are for design inspiration only. The installer is responsible to calculate & purchase the correct amount of material.

Chestnut Brown HD ² Smooth	Caffè Crema HD ² Smooth	Beige Cream HD ² Smooth	Pure White HD ² Smooth	Salt & Pepper HD ² Smooth	Greyed Nickel HD ² Smooth	Silver Granite HD ² Smooth	Shale Grey HD ² Smooth	Grey HD ² Smooth	Charcoal HD ² Smooth	Onyx Black HD ² Smooth
Chestnut Brown HD ² Granitex	Caffè Crema HD ² Granitex	Beige Cream HD ² Granitex	Pure White HD ² Granitex	Salt & Pepper HD ² Granitex	Greyed Nickel HD ² Granitex	Shale Grey HD ² Granitex	Grey HD ² Granitex	Charcoal HD ² Granitex	Onyx Black HD ² Granitex	


HD² Smooth shown



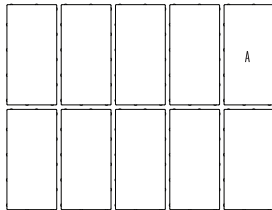
INDUSTRIA 200 SERIES

DESCRIPTION: Paver **TEXTURE:** HD² Smooth or HD² Granitex

PALLET OVERVIEW - 200x200



PALLET OVERVIEW - 200x400



NOTES


See page 54 to 56 for more technical information.

See page 21 for more information about applications.

All 200 Series items are on order only.
Minimum order required: 2,000 sq. ft.
Deposit required


03 | Linear pattern

100% - 200x200



04 | Linear pattern

100% - 200x400



Patterns are for design inspiration only.
The installer is responsible to calculate & purchase the correct amount of material.

Specifications per pallet		Imperial	Metric
200x200	Cubing	60.28 ft²	5.60 m ²
	Approx. Weight	2 863 lbs	1 299 kg
	Number of rows	7	
	Coverage per row	8.61 ft ²	0.80 m ²
	Linear coverage per row	13.12 lin. ft	4 lin. m

Unit dimensions		in	mm	Units/pallet
	Height	3 15/16	100	140 units
	Width	7 7/8	200	
	Length	7 7/8	200	

Specifications per pallet		Imperial	Metric
200x400	Cubing	60.28 ft²	5.60 m ²
	Approx. Weight	2 862 lbs	1 298 kg
	Number of rows	7	
	Coverage per row	8.61 ft ²	0.80 m ²
	Linear coverage per row	Depth 6.56 lin. ft Length 13.12 lin. ft	2 lin. m 4 lin. m

Unit dimensions		in	mm	Units/pallet
	Height	3 15/16	100	70 units
	Width	7 7/8	200	
	Length	15 3/4	400	

- Chestnut Brown
HD² Smooth
HD² Granitex
- Caffè Crema
HD² Smooth
HD² Granitex
- Beige Cream
HD² Smooth
HD² Granitex
- Pure White
HD² Smooth
HD² Granitex
- Salt & Pepper
HD² Smooth
HD² Granitex
- Greyed Nickel
HD² Smooth
HD² Granitex
- Silver Granite
HD² Smooth
- Shale Grey
HD² Smooth
HD² Granitex
- Grey
HD² Smooth
HD² Granitex
- Charcoal
HD² Smooth
HD² Granitex
- Onyx Black
HD² Smooth
HD² Granitex



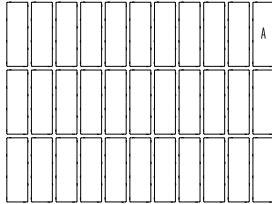
HD² Smooth shown




INDUSTRIA 300 SERIES

DESCRIPTION: Paver **TEXTURE:** HD² Smooth or HD² Granitex


PALLET OVERVIEW - 300x100



PALLET OVERVIEW - 300x150



PALLET OVERVIEW - 300x300



NOTES

See page 54 to 56 for more technical information.

See page 21 for more information about applications.

HD² Polished and HD² Granitex is made-to-order, minimum order of 500 sq. ft. Deposit required. HD² Smooth is in stock with shorter lead times.

*Colors made-to-order, minimum order of 2,000 sq.ft. Deposit required.

Specifications per pallet		Imperial	Metric
300x100	Cubing	74.59 ft²	6.93 m ²
	Approx. Weight	3 412 lbs	1 548 kg
	Number of rows	7	
	Coverage per row	10.66 ft ²	0.99 m ²
	Linear coverage per row	Depth 32.48 lin. ft Length 10.83 lin. ft	9.90 lin. m 3.30 lin. m



Unit dimensions	in	mm	Units/pallet
Height	3 15/16	100	231 units
Width	11 13/16	300	
Length	3 15/16	100	

Specifications per pallet		Imperial	Metric
300x150	Cubing	71.20 ft²	6.62 m ²
	Approx. Weight	3 288 lbs	1 491 kg
	Number of rows	7	
	Coverage per row	10.17 ft ² /row	0.95 m ²
	Linear coverage per row	Depth 20.67 lin. ft Length 10.33 lin. ft	6.30 lin. m 3.15 lin. m



Unit dimensions	in	mm	Units/pallet
Height	3 15/16	100	147 units
Width	11 13/16	300	
Length	5 7/8	150	

Specifications per pallet		Imperial	Metric
300x300	Cubing	81.38 ft²	7.56 m ²
	Approx. Weight	3 725 lbs	1 690 kg
	Number of rows	7	
	Coverage per row	11.63 ft ²	1.08 m ²
	Linear coverage per row	11.81 lin. ft	3.60 lin. m



Unit dimensions	in	mm	Units/pallet
Height	3 15/16	100	84 units
Width	11 13/16	300	
Length	11 13/16	300	

- Chestnut Brown
HD² Smooth
HD² Granitex
- Caffè Crema
HD² Smooth
HD² Granitex
- Beige Cream
HD² Smooth
HD² Granitex
- Pure White
HD² Smooth
HD² Granitex
- Salt & Pepper*
HD² Smooth
HD² Granitex
- Greyed Nickel
HD² Smooth
HD² Granitex
- Silver Granite
HD² Smooth
- Shale Grey
HD² Smooth
HD² Granitex
- Grey
HD² Smooth
HD² Granitex
- Charcoal
HD² Smooth
HD² Granitex
- Onyx Black
HD² Smooth
HD² Granitex




HD² Smooth shown




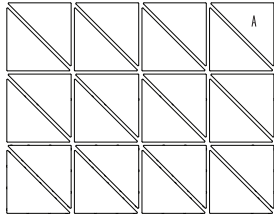
INDUSTRIA 300 SERIES

DESCRIPTION: Paver TEXTURE: HD² Smooth* or HD² Granitex

PALLET OVERVIEW - TACTILE



PALLET OVERVIEW - TRIANGLE



NOTES

See page 54 to 56 for more technical information.

See page 21 for more information about applications.

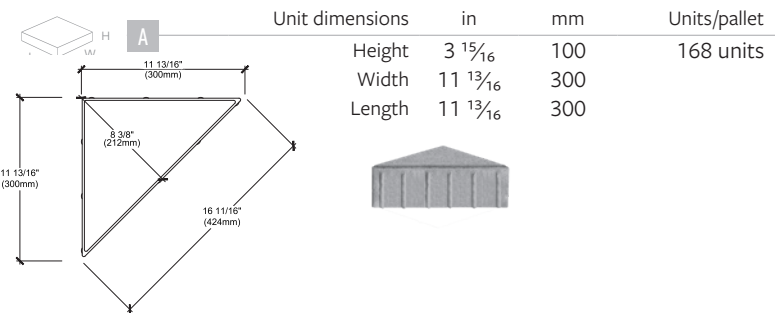
HD² Granitex is made-to-order, minimum order of 500 sq. ft.

Deposit required. HD² Smooth is in stock with shorter lead times.

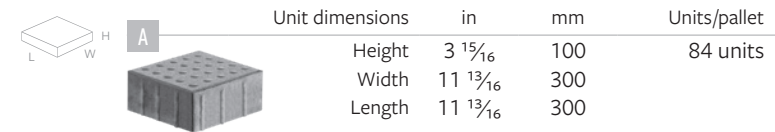
*Industria Tactile is only available in HD² Smooth.

**Colors made-to-order, minimum order of 2,000 sq.ft. Deposit required.


Specifications per pallet		Imperial	Metric
TRIANGLE	Cubing	81.38 ft²	7.56 m ²
	Approx. Weight	3 743 lbs	1 698 kg
	Number of rows	7	
	Coverage per row	11.63 ft ²	1.08 m ²
	Linear coverage per row	11.81 lin. ft	3.60 lin. m



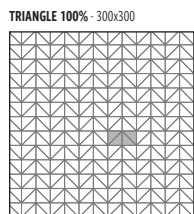
Specifications per pallet		Imperial	Metric
TACTILE	Cubing	81.38 ft²	7.56 m ²
	Approx. Weight	3 725 lbs	1 690 kg
	Number of rows	7	
	Coverage per row	11.63 ft ²	1.08 m ²
	Linear coverage per row	11.81 lin. ft	3.60 lin. m



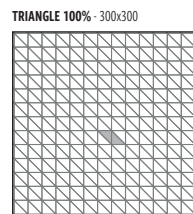
TRIANGLE




01 | Linear pattern



03 | Linear pattern



TACTILE



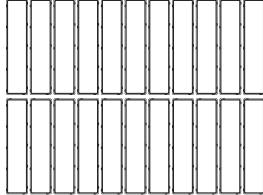
Patterns are for design inspiration only. The installer is responsible to calculate & purchase the correct amount of material.



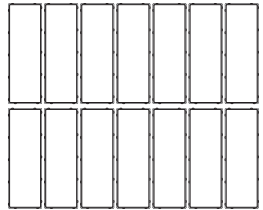
INDUSTRIA 450 SERIES

DESCRIPTION: Paver TEXTURE: HD² Smooth or HD² Granitex

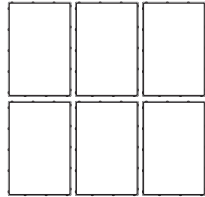
PALLET OVERVIEW - 450X100



PALLET OVERVIEW - 450X150



PALLET OVERVIEW - 450X300



NOTES

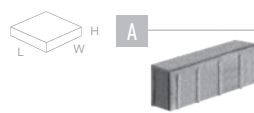
See page 54 to 56 for more technical information.

See page 21 for more information about applications.

All 450 Series items are on order only. Minimum order required: 2,000 sq. ft. Deposit required

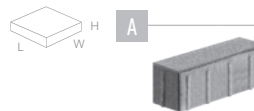
*For this application, it is recommended that this product be installed on a concrete base as designed by a local Engineer.

Specifications per pallet		Imperial	Metric
450x100	Cubing	74.59 ft²	6.93 m ²
	Approx. Weight	3 516 lbs	1 595 kg
	Number of rows	7	
	Coverage per row	10.66 ft ²	0.99 m ²
Linear coverage per row	Depth	32.48 lin. ft	9.90 lin. m
	Length	7.22 lin. ft	2.20 lin. m



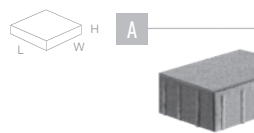
Unit dimensions	in	mm	Units/pallet
Height	3 15/16	100	154 units
Width	3 15/16	100	
Length	17 11/16	450	

Specifications per pallet		Imperial	Metric
450x150	Cubing	71.20 ft²	6.62 m ²
	Approx. Weight	3 357 lbs	1 523 kg
	Number of rows	7	
	Coverage per row	10.17 ft ²	0.95 m ²
Linear coverage per row	Depth	20.67 lin. ft	6.30 lin. m
	Length	6.89 lin. ft	2.10 lin. m



Unit dimensions	in	mm	Units/pallet
Height	3 15/16	100	98 units
Width	5 7/8	150	
Length	17 11/16	450	

Specifications per pallet		Imperial	Metric
450x300	Cubing	61.03 ft²	5.67 m ²
	Approx. Weight	2 883 lbs	1 308 kg
	Number of rows	7	
	Coverage per row	8.72 ft ²	0.81 m ²
Linear coverage per row	Depth	8.86 lin. ft	2.70 lin. m
	Length	5.91 lin. ft	1.80 lin. m



Unit dimensions	in	mm	Units/pallet
Height	3 15/16	100	42 units
Width	11 13/16	300	
Length	17 11/16	450	

Chestnut Brown	Caffè Crema	Beige Cream	Pure White	Salt & Pepper	Greyed Nickel	Silver Granite	Shale Grey	Grey	Charcoal	Onyx Black
HD ² Smooth HD ² Granitex	HD ² Smooth HD ² Granitex	HD ² Smooth HD ² Granitex	HD ² Smooth HD ² Granitex	HD ² Smooth HD ² Granitex	HD ² Smooth HD ² Granitex	HD ² Smooth	HD ² Smooth HD ² Granitex	HD ² Smooth HD ² Granitex	HD ² Smooth HD ² Granitex	HD ² Smooth HD ² Granitex



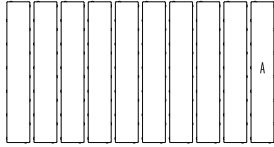
HD² Smooth shown



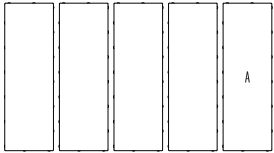
INDUSTRIA 600 SERIES

DESCRIPTION: Paver **TEXTURE:** HD² Smooth or HD² Granitex

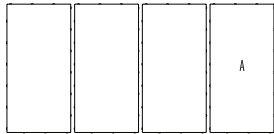
PALLET OVERVIEW - 600x100



PALLET OVERVIEW - 600x200



PALLET OVERVIEW - 600x300



NOTES

See page 54 to 56 for more technical information.

See page 21 for more information about applications.

All 600 Series items are made-to-order. Minimum order 2,000 sq. ft. Deposit required. Excluding 600x600x100 in HD² Smooth, in-stock with no minimum order.

*For this application, it is recommended that this product be installed on a concrete base as designed by a local Engineer.

**Silver Granite and Salt & Pepper are made-to-order, minimum order of 2,000 sq. ft.

Specifications per pallet		Imperial	Metric
600x100	Cubing	45.21 ft²	4.20 m ²
	Approx. Weight	2 112 lbs	958 kg
	Number of rows	7	
Coverage per row		6.46 ft ²	0.60 m ²
Linear coverage per row	Depth	19.69 lin. ft	6 lin. m
	Length	3.28 lin. ft	1 lin. m

Unit dimensions		in	mm	Units/pallet
	Height	3 15/16	100	70 units
	Width	23 5/8	600	
	Length	3 15/16	100	

Specifications per pallet		Imperial	Metric
600x200	Cubing	45.21 ft²	4.20 m ²
	Approx. Weight	2 146 lbs	973 kg
	Number of rows	7	
Coverage per row		6.46 ft ²	0.60 m ²
Linear coverage per row	Depth	9.84 lin. ft	3 lin. m
	Length	3.28 lin. ft	1 lin. m

Unit dimensions		in	mm	Units/pallet
	Height	3 15/16	100	35 units
	Width	23 5/8	600	
	Length	7 7/8	200	

Specifications per pallet		Imperial	Metric
600x300	Cubing	54.25 ft²	5.04 m ²
	Approx. Weight	2 567 lbs	1 164 kg
	Number of rows	7	
Coverage per row		7.75 ft ²	0.72 m ²
Linear coverage per row	Depth	7.87 lin. ft	2.40 lin. m
	Length	3.94 lin. ft	1.20 lin. m

Unit dimensions		in	mm	Units/pallet
	Height	3 15/16	100	28 units
	Width	23 5/8	600	
	Length	11 13/16	300	

Chestnut Brown	Caffè Crema	Beige Cream	Pure White	Salt & Pepper**	Greyed Nickel	Silver Granite**	Shale Grey	Grey	Charcoal	Onyx Black
HD ² Smooth HD ² Granitex	HD ² Smooth HD ² Granitex	HD ² Smooth HD ² Granitex	HD ² Smooth HD ² Granitex	HD ² Smooth HD ² Granitex	HD ² Smooth HD ² Granitex	HD ² Smooth	HD ² Smooth HD ² Granitex	HD ² Smooth HD ² Granitex	HD ² Smooth HD ² Granitex	HD ² Smooth HD ² Granitex



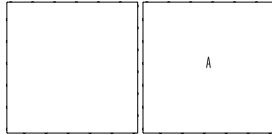
HD² Smooth shown



INDUSTRIA 600 SERIES

DESCRIPTION: Paver and Slab **TEXTURE:** HD² Smooth or HD² Granitex

PALLET OVERVIEW - 100x600x600 PAVER



PALLET OVERVIEW - 60x600x600 SLAB



NOTES

100x600x600 PAVER:

See page 54 to 56 for more technical information.

*For this application, it is recommended that this product be installed on a concrete base as designed by a local Engineer.

60x600x600 SLAB:

See page 26 to 28 for more technical information.

See page 21 for more information about applications.

Industria 600x600 HD² Granitex and HD² Polished are made to order (500 sq.ft. min. required). Deposit required.

Industria 600x600 HD² Smooth is in stock with shorter lead times.

*Colors made-to-order, minimum order of 2,000 sq.ft. Deposit required.

Specifications per pallet		Imperial	Metric
PAVER 100x600x600	Cubing	54.25 ft²	5.04 m ²
	Approx. Weight	2 556 lbs	1 159 kg
	Number of rows	7	
	Coverage per row	7.75 ft ²	0.72 m ²
	Linear coverage per row	3.94 lin. ft	1.20 lin. m

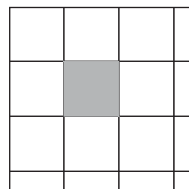
Unit dimensions		in	mm	Units/pallet
	Height	3 15/16	100	14 units
	Width	23 5/8	600	
	Length	23 5/8	600	

Specifications per pallet		Imperial	Metric
SLAB 60x600x600	Cubing	85.25 ft²	7.92 m ²
	Approx. Weight	2 432 lbs	1 103 kg
	Number of rows	11	
	Coverage per row	7.75 ft ²	0.72 m ²
	Linear coverage per row	3.94 lin. ft	1.20 lin. m

Unit dimensions		in	mm	Units/pallet
	Height	2 3/8	60	22 units
	Width	23 5/8	600	
	Length	23 5/8	600	

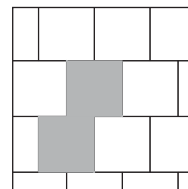
29 | Linear pattern

100% - 600x600



30 | Linear pattern

100% - 600x600



Patterns are for design inspiration only. The installer is responsible to calculate & purchase the correct amount of material.

Chestnut Brown	Caffè Crema	Beige Cream	Pure White	Salt & Pepper*	Greyed Nickel	Silver Granite	Shale Grey	Grey	Charcoal	Onyx Black
HD ² Smooth HD ² Granitex	HD ² Smooth HD ² Granitex	HD ² Smooth HD ² Granitex	HD ² Smooth HD ² Granitex	HD ² Smooth HD ² Granitex	HD ² Smooth HD ² Granitex	HD ² Smooth	HD ² Smooth HD ² Granitex	HD ² Smooth HD ² Granitex	HD ² Smooth HD ² Granitex	HD ² Smooth HD ² Granitex



HD² Smooth shown



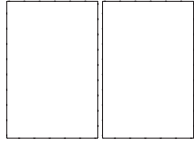
INDUSTRIA 900 SERIES

DESCRIPTION: Paver TEXTURE: HD² Smooth or HD² Granitex


PALLET OVERVIEW - 900x300



PALLET OVERVIEW - 900x600



PALLET OVERVIEW - 900x900



NOTES

See page 54 to 56 for more technical information.

See page 21 for more information about applications.

900 Series HD² Polished and HD² Granitex are made-to-order, minimum order of 500 sq. ft. Deposit required. HD² Smooth is in stock with shorter lead times.

*For this application, it is recommended that this product be installed on a concrete base as designed by a local Engineer.

**Salt & Pepper HD² Smooth and HD² Granitex is made-to-order, minimum order of 2,000 sq. ft.

Specifications per pallet		Imperial	Metric
900x300	Cubing	81.38 ft²	7.56 m ²
	Approx. Weight	3 821 lbs *	1 733 kg
	Number of rows	7	
	Coverage per row	11.63 ft ²	1.08 m ²

Unit dimensions		in	mm	Units/pallet
	Height	3 15/16	100	28 units
	Width	35 7/16	900	
	Length	11 13/16	300	

Specifications per pallet		Imperial	Metric
900x600	Cubing	81.38 ft²	7.56 m ²
	Approx. Weight	3 839 lbs	1 741 kg
	Number of rows	7	
	Coverage per row	11.63 ft ²	1.08 m ²

Unit dimensions		in	mm	Units/pallet
	Height	3 15/16	100	14 units
	Width	35 7/16	900	
	Length	23 5/8	600	

Specifications per pallet		Imperial	Metric
900x900	Cubing	61.00 ft²	5.67 m ²
	Approx. Weight	2 893 lbs	1 312 kg
	Number of rows	7	
	Coverage per row	8.72 ft ²	0.81 m ²

Unit dimensions		in	mm	Units/pallet
	Height	3 15/16	100	7 units
	Width	35 7/16	900	
	Length	35 7/16	900	

Chestnut Brown	Caffè Crema	Beige Cream	Pure White	Salt & Pepper**	Greyed Nickel	Silver Granite	Shale Grey	Grey	Charcoal	Onyx Black
HD ² Smooth HD ² Granitex	HD ² Smooth HD ² Granitex	HD ² Smooth HD ² Granitex	HD ² Smooth HD ² Granitex	HD ² Smooth HD ² Granitex	HD ² Smooth HD ² Granitex	HD ² Smooth	HD ² Smooth HD ² Granitex	HD ² Smooth HD ² Granitex	HD ² Smooth HD ² Granitex	HD ² Smooth HD ² Granitex



HD² Smooth shown